

Barwon Global Listed Private Equity Fund

Monthly Report June 2024

The Barwon Global Listed Private Equity Fund aims to provide wholesale investors with a high performing portfolio of private equity investments in a fee efficient manner whilst offering daily liquidity.

Net Performance as at 30 June 2024

	1 month	3 months	1 year	3 years p.a.	5 years p.a.	10 years p.a.	ITD p.a. ²
Net Return ^{1,3}	-0.1%	0.7%	25.7%	6.4%	12.2%	9.8%	7.5%

Distribution

CUM NAV	Distribution	Ex-NAV
\$0.9943	nil	\$0.9943

CUM NAV Price	0.9943
Entry Price	0.9973
Exit Price	0.9913

1. A\$ domiciled unit trust. The Fund hedges foreign currency exposures.
2. Inception date is 1 June 2007.
3. Returns are after management fees, performance fees, and other fund expenses.

Market Review

The Fund has had a solid first half of the year. Listed private equity continues to be in the mid-stages of a recovery supported by a stabilising backdrop. Resilient economic data has pushed back the timing and size of previously projected interest rate cuts across most major economies.

Businesses are generally performing well and valuations are moving upwards. This has supported a narrowing of the discount to NAV on which our LPE buyout investments trade to an average of -27%. However, all eyes remain on private equity exit activity, or the lack thereof. We are yet to see a meaningful pickup in transaction activity across private equity portfolios this year. Encouragingly, there are recent signs of risk appetite returning to the market.

This year, we have observed five IPOs of listed private credit funds, the IPO of alternative asset manager CVC Capital Partners, and 13 IPOs of private equity backed companies (compared to only 3 in all of 2023). Interestingly, there have been examples of high growth tech-oriented or enabled businesses going public or seeking listing. This includes the online retailer Shein, which is the largest underlying company of HarbourVest Global Private Equity.

Private equity sponsors have employed other mechanisms short of a complete sale to return capital to investors, such as NAV financing, dividend recaps and continuation vehicles. We could see transaction activity remain muted for another 6 to 12

months (or even longer) so having ample balance sheet liquidity at this point is very important.

Late in the month Apax Global Alpha (AGA), a 5% Fund position, held a capital markets day. It announced an updated capital allocation policy. For the first time since its IPO in 2015, AGA will have a share buyback programme which activates when its shares trade at a discount to NAV of greater than 23%.

Capital for repurchasing shares will be earmarked by AGA in a “Distribution Pool” (DP) which has already been seeded with €30M to enable share repurchases to commence immediately. Net cash flow from its portfolio will be allocated to the DP until the pool builds up to 5% of NAV. AGA also revised its high dividend payout policy. It has switched from a distribution payout of 5% p.a. of NAV currently, to a fixed 11p per share dividend (equivalent to 5% of today’s NAV). This allows it to gradually lower the burden of the cash dividend over time as NAV grows, without technically cutting the dividend itself.

We have had recent engagement with AGA’s Board, and believe they have landed at a sensible balance between maintaining liquidity and capitalising on the window to conduct NAV accretive share repurchases. The policy brings AGA in line with its peers who have announced their own active share repurchase programs, following stakeholder pressure on LPE Boards.



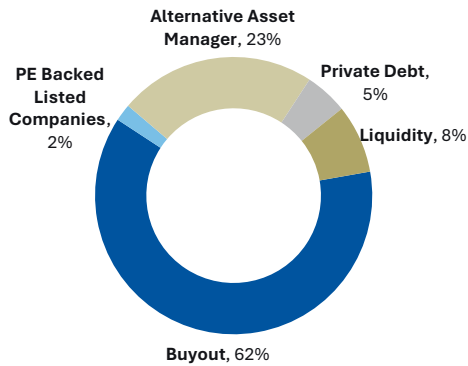
Portfolio Summary

Monthly Contributors & Detractors

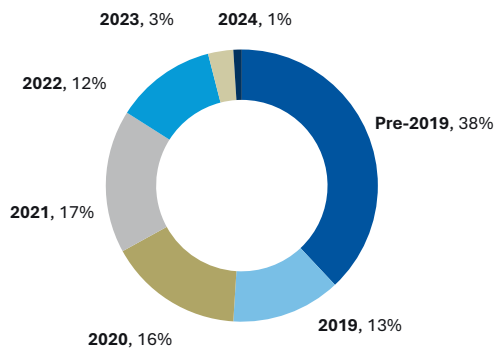
Contributors	Currency	Return	Detractors	Currency	Return
3i Group plc	GBP	+8.3%	Eurazeo	EUR	-3.8%
KKR & Co	USD	+2.3%	Pantheon International	GBP	-6.1%
Blackstone Group	USD	+2.7%	Golub Capital BDC	USD	-4.9%

Underlying Investment Exposures on a Look Through Basis

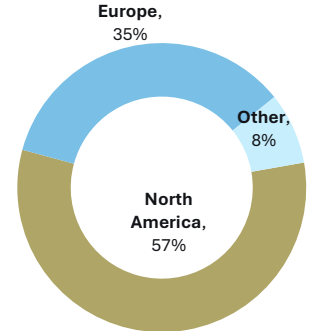
Investment Classification



Vintage Year



Geographic Exposure



Five Largest Holdings by Weight

Company	Type
Blackstone Group	Alternative Asset Manager
Eurazeo	Buyout
KKR & Co	Alternative Asset Manager
Apax Global Alpha	Buyout
Oakley Capital Investments	Buyout



Key Information

Trustee & Manager	Barwon Investment Partners
Applications & Withdrawals	Daily
Unit Prices	Daily
Minimum Investment	A\$50,000
Buy-Sell Spread	0.30%
Distributions	Annual
Management Fee	0.65% p.a.
Performance Fee	15% in excess of 12% hurdle
Bloomberg Fund Code	BAGLLPE AU Equity
APIR Code	BAR0001AU
Currency Hedging	Foreign currency exposures hedged back to AUD at a 90% target ratio.

Barwon offers access to the same strategy via a feeder fund, the **Barwon Global Listed Private Equity Fund AF (Access Fund)**. The Access Fund is offered under PDS and is for financial advisors, financial intermediaries, and investors investing via platforms.

Access Fund Platform Availability:

- AMP North
- Asgard
- BT Panorama
- Colonial First Wrap
- Macquarie Wrap
- Netwealth
- Hub24
- PowerWrap
- Praemium



www.barwon.net.au

Contact Us

+61 2 9216 9600

Barwon Investment Partners
Level 7, 275 George Street
Sydney NSW 2000 Australia
investors@barwon.net.au

For More Information

Kate Hayward kate.hayward@barwon.net.au
Brett Scallan brett.Scallan@barwon.net.au
Johnny Chen johnny.chen@barwon.net.au
Matthew Panton matthew.panton@barwon.net.au

DISCLAIMER While reasonable care has been taken in the preparation of this document, Barwon Investment Partners Pty Limited ABN 19 116 012 009 AFSL 298445 makes no representation as to the accuracy or completeness of any statement in it, including without limitation, any forecasts. Past performance is not a reliable indicator of future performance. This document has been prepared for the purpose of providing general information, without taking account of any particular investor's objectives, financial situation or needs. An investor should, before making any investment decisions, consider the appropriateness of the information in this document, and seek professional advice, having regard to the investor's objectives, financial situation and needs. This document is solely for the use of the party to whom it is provided.

The Zenith Investment Partners (ABN 27 103 132 672, AFS License 226872) ("Zenith") rating (assigned February 2024) referred to in this piece is limited to "General Advice" (s766B Corporations Act 2001) for Wholesale clients only. This advice has been prepared without taking into account the objectives, financial situation or needs of any individual, including target markets of financial products, where applicable, and is subject to change at any time without prior notice. It is not a specific recommendation to purchase, sell or hold the relevant product(s). Investors should seek independent financial advice before making an investment decision and should consider the appropriateness of this advice in light of their own objectives, financial situation and needs. Investors should obtain a copy of, and consider the PDS or offer documents before making any decision and refer to the full Zenith Product Assessment available on the Zenith website. Past performance is not an indication of future performance. Zenith usually charges the product issuer, fund manager or related party to conduct Product Assessments. Full details regarding Zenith's methodology, ratings definitions and regulatory compliance are available on our Product Assessments and at <https://www.zenithpartners.com.au/our-solutions/investment-research/fund-research-regulatory-guidelines>.