

# Barwon Global Listed Private Equity Fund AF

## Monthly Report November 2024

The Barwon Global Listed Private Equity Fund AF is a feeder fund investing in the Barwon Global Listed Private Equity Fund (Underlying Fund) which aims to provide wholesale investors with a high performing portfolio of private equity investments in a fee efficient manner whilst offering daily liquidity.

### Net Performance as at 30 November 2024

	1 month	3 months	1 year	3 years p.a.	ITD p.a. <sup>2</sup>
Net Return <sup>1,3</sup>	5.2%	6.4%	25.9%	6.9%	16.1%
1. A\$ domiciled unit trust. The Underlying Fund hedges foreign currency exposures.				NAV Price	1.5834
2. Inception date is 4 June 2020.				Entry Price	1.5882
3. Returns are after management fees, performance fees, and other fund expenses. Past performance is not a reliable indicator of future performance.				Exit Price	1.5786

### Market Commentary

In November, Bob Liu (Portfolio Manager) attended a study tour hosted by Wells Fargo in Los Angeles, meeting with both private credit managers and alternative asset managers. The private credit and listed private debt fund sectors have seen significant growth over the last few years. Investors have been attracted to the floating rate loan portfolios which have benefitted from rising interest rates and a stronger than expected macro backdrop.

The sentiment amongst investors and managers generally remained positive toward the sector. However, given the strong performance over the past few years, there was naturally a focus on early indicators of credit stress and whether managers had observed signs of weakness in portfolios. The 2021 vintage perhaps has some of the lowest headroom as the loans were made when rates and spreads were very low, and in a rapidly rebounding post-COVID economy. Conditions at the time may have led to instances of significant over-estimation of the sustainability of that rebound. 'ARR' loans (loans underwritten on annual recurring revenue) and high levels of PIK income were also flags to take note of.

The influx of capital into corporate direct lending over the last 18 months has created an imbalance between supply and demand in the market. Banks and CLOs have also meaningfully re-entered the leveraged lending market, adding to supply particularly for larger loan sizes. The pressure and competition to deploy capital has contributed to both the declining cost of debt (c.150bps spread compression in 2024) and the increasing amount of debt being offered. While supply has seen signs of slowing, a strong M&A environment is key for capital deployment, and for the market to absorb all the

capital that has been allocated to private credit. PE managers and bankers have started to see incremental improvement in new deal activity through 2024 but levels still remain well below 2021 peak levels. Sentiment and optimism of greater M&A volume took a material step up post the US election as a declining interest rate trajectory, the prospect of lower taxes, and less anti-trust scrutiny are all supportive of improving deal activity in 2025.

As we have commented on in past reports, greater levels of M&A activity should be very positive for the Fund's investments. Exits of PE investments contribute positively to NAV growth and a narrower discount for listed PE securities because:

- Exits crystallises latent value. Most PE investments transact at a premium to their private valuation.
- Transactions serve to validate private valuations, and support confidence in the value of remaining unrealised assets.

As we approach the end of 2024, the team at Barwon would like to express our gratitude to our investors and partners for your valuable support. Thank you. We wish you all a safe and happy holiday season.

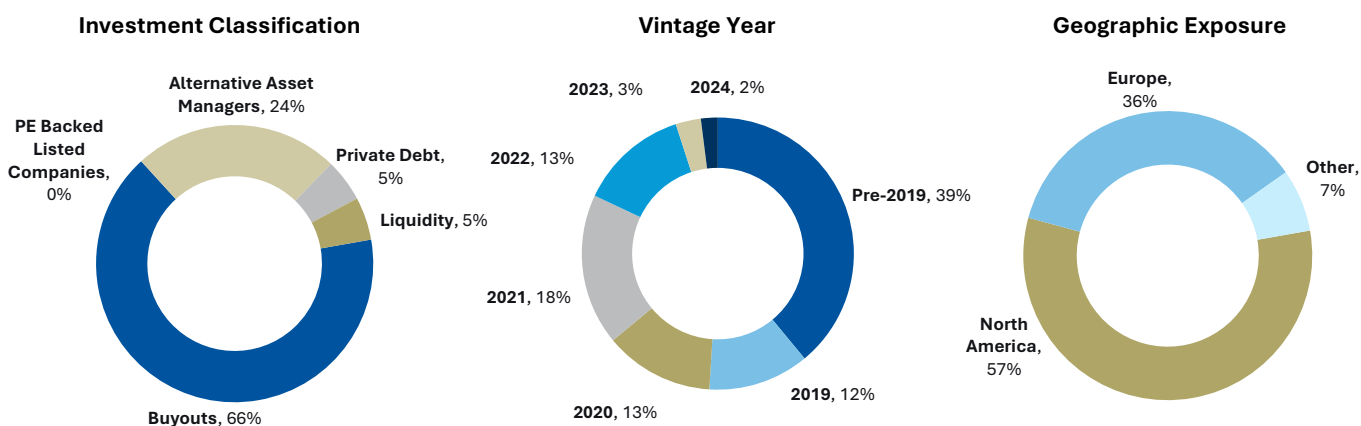


## Portfolio Summary

### Monthly Contributors & Detractors

Contributors	Currency	Return	Detractors	Currency	Return
KKR & Co	USD	+18.0%	Eurazeo	EUR	-0.6%
Blackstone Group	USD	+13.9%	Oakley Capital Investments	GBP	-2.7%
Apollo Global Management	USD	+22.5%	NB Private Equity	GBP	-0.9%

### Underlying Investment Exposures on a Look Through Basis





### Five Largest Holdings by Weight

Company	Type
KKR & Co	Alternative Asset Managers
Blackstone Group	Alternative Asset Managers
Eurazeo	Buyouts
Pantheon International	Buyouts
Golub Capital BDC	Private Debt



## Key Information

<b>Investment Manager</b>	Barwon Investment Partners
<b>Responsible Entity</b>	The Trust Co (RE Services) Limited
<b>Applications &amp; Withdrawals</b>	Daily
<b>Unit Prices</b>	Daily
<b>Buy-Sell Spread</b>	0.30%
<b>Distributions</b>	Annual
<b>Management Fee</b>	0.87125% p.a. (inclusive of GST minus RITC)
<b>Performance Fee</b>	15% in excess of 12% hurdle (plus GST minus RITC)
<b>ISIN</b>	AU60PIM9676
<b>Bloomberg Fund Code</b>	BAGLLPF AU Equity
<b>APIR Code</b>	PIM7967AU
<b>Ratings</b>	 

## Risks

This Fund is appropriate for investors with “Very High” risk and return profiles. A suitable investor for this Fund is prepared to accept high risk in the pursuit of capital growth with a medium to long investment timeframe. Investors should refer to the Target Market Determination (TMD) for further information.

## Platform Availability

- AMP North
- Asgard
- BT Panorama
- Colonial First Wrap
- Expand
- Macquarie Wrap
- Netwealth
- Hub24
- PowerWrap
- Praemium



[www.barwon.net.au](http://www.barwon.net.au)

### Contact Us

+61 2 9216 9600

Barwon Investment Partners  
Level 7, 275 George Street  
Sydney NSW 2000 Australia  
[investors@barwon.net.au](mailto:investors@barwon.net.au)

### For More Information

**Kate Hayward**

[kate.hayward@barwon.net.au](mailto:kate.hayward@barwon.net.au)

**Brett Scallan**

[brett.scallan@barwon.net.au](mailto:brett.scallan@barwon.net.au)

**Johnny Chen**

[johnny.chen@barwon.net.au](mailto:johnny.chen@barwon.net.au)

**DISCLAIMER** While reasonable care has been taken in the preparation of this document, Barwon Investment Partners Pty Limited ABN 19 116 012 009 AFSL 298445 makes no representation as to the accuracy or completeness of any statement in it, including without limitation, any forecasts. Past performance is not a reliable indicator of future performance. This document has been prepared for the purpose of providing general information, without taking account of any particular investor’s objectives, financial situation or needs. An investor should, before making any investment decisions, consider the appropriateness of the information in this document, and seek professional advice, having regard to the investor’s objectives, financial situation and needs. This document is solely for the use of the party to whom it is provided.

The Zenith Investment Partners (ABN 27 103 132 672, AFS License 226872) (“Zenith”) rating (assigned February 2024) referred to in this piece is limited to “General Advice” (s766B Corporations Act 2001) for Wholesale clients only. This advice has been prepared without taking into account the objectives, financial situation or needs of any individual, including target markets of financial products, where applicable, and is subject to change at any time without prior notice. It is not a specific recommendation to purchase, sell or hold the relevant product(s). Investors should seek independent financial advice before making an investment decision and should consider the appropriateness of this advice in light of their own objectives, financial situation and needs. Investors should obtain a copy of, and consider the PDS or offer documents before making any decision and refer to the full Zenith Product Assessment available on the Zenith website. Past performance is not an indication of future performance. Zenith usually charges the product issuer, fund manager or related party to conduct Product Assessments. Full details regarding Zenith’s methodology, ratings definitions and regulatory compliance are available on our Product Assessments and at <https://www.zenithpartners.com.au/our-solutions/investment-research/process-methodology/>.

The rating issued October 2024 is published by Lonsec Research Pty Ltd ABN 11 151 658 561 AFSL 421 445 (Lonsec). Ratings are general advice only, and have been prepared without taking account of your objectives, financial situation or needs. Consider your personal circumstances, read the product disclosure statement and seek independent financial advice before investing. The rating is not a recommendation to purchase, sell or hold any product. Past performance information is not indicative of future performance. Ratings are subject to change without notice and Lonsec assumes no obligation to update. Lonsec uses objective criteria and receives a fee from the Fund Manager. Visit [lonsec.com.au](http://lonsec.com.au) for ratings information and to access the full report. © 2024 Lonsec. All rights reserved.