

Barwon Global Listed Private Equity Fund

Fact Sheet

The Barwon Global Listed Private Equity Fund (Fund) offers investors exposure to a global portfolio of private equity investments while offering daily liquidity.

Fund Summary

The Barwon Global Listed Private Equity Fund was established in 2007 and provides investors with a high conviction, global portfolio of private equity investments.

All investments in the Fund are publicly traded on a stock exchange allowing the Fund to price daily and offer daily liquidity to investors.

Investment Approach

Extensive experience	<ul style="list-style-type: none"> ▪ 17+ year track record investing in listed PE. ▪ Deep network of relationships with global private equity managers.
LPE market is highly inefficient	<ul style="list-style-type: none"> ▪ Granular valuation approach focused on intrinsic NAV, growth trajectory and quality of management. ▪ Public markets do not properly price listed private equity assets because of limited information flow and lack of attention from investors.
High conviction portfolio	<ul style="list-style-type: none"> ▪ The Fund maintains a high conviction portfolio of 20-25 holdings, using a fundamental bottom-up valuation approach to select the best opportunities in the universe.

Why Invest?

Global Private Equity Exposure

Access to private equity investments diversified by manager, sector, vintage and geography.

Daily Liquid

The Fund prices daily and accepts daily applications and redemptions.

No J-Curve

The Fund avoids initial negative returns by investing in an underlying portfolio of PE investments diversified by vintage.

Private Equity Returns

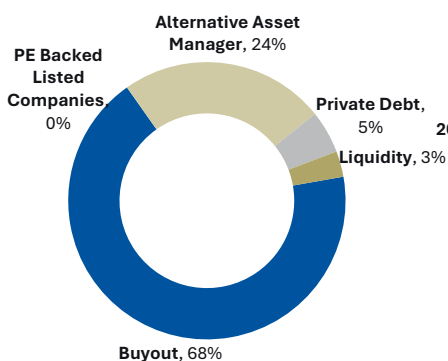
Private equity outperforms public equity. The Fund aims to outperform public markets by 3% p.a. over the medium term.

Five Largest Holdings by Weight

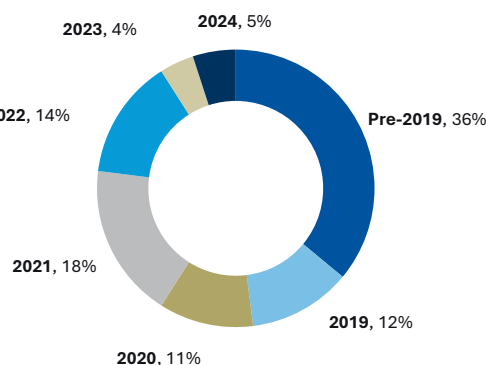
Company	Type
Eurazeo	Buyouts
Blackstone Group	Alternative Asset Managers
KKR & Co Inc	Alternative Asset Managers
HgCapital Trust plc	Buyouts
Golub Capital BDC	Private Debt

Underlying Investment Exposures on a Look Through Basis

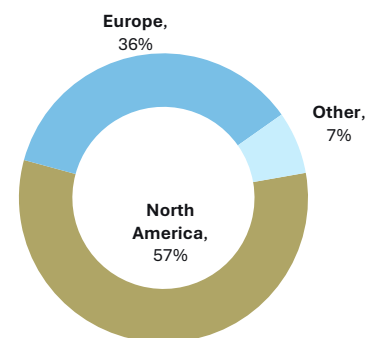
Investment Classification



Vintage Year



Geographic Exposure



All data is accurate as at 31 December 2024



Key Features

Trustee & Manager	Barwon Investment Partners
Applications & Withdrawals	Daily
Unit Prices	Daily
Minimum Investment	A\$50,000, unless otherwise agreed
Buy-Sell Spread	0.30%
Distributions	Annual
Management Fee	0.65% p.a.
Performance Fee	15% in excess of 12% hurdle
Bloomberg Fund Code	BAGLLPE AU Equity
APIR Code	BAR0001AU
Currency Hedging	Foreign currency exposures hedged back to AUD at a 90% target ratio.

Barwon offers access to the same strategy via a feeder fund, the **Barwon Global Listed Private Equity Fund AF (Access Fund)**. The Access Fund is offered under PDS and is for financial advisors, financial intermediaries, and investors investing via platforms.

Access Fund Platform Availability:

- AMP North
- Asgard
- BT Panorama
- Colonial First Wrap
- Expand
- Macquarie Wrap
- Netwealth
- Hub24
- PowerWrap
- Praemium



Contact Us

+61 2 9216 9600
Barwon Investment Partners
Level 7, 275 George St,
Sydney NSW 2000 Australia
investors@barwon.net.au
www.barwon.net.au

For more Information

James Brown: james.brown@barwon.net.au
Brett Scallan: brett.scallan@barwon.net.au
Kate Hayward: kate.hayward@barwon.net.au
Johnny Chen: johnny.chen@barwon.net.au

DISCLAIMER This document or presentation has been prepared by Barwon Investment Partners Pty Limited ABN 19 116 012 009 AFSL 298445 (Barwon) and is intended for wholesale investors as defined by the Corporations Act 2001. The content of this document or presentation is for general information purposes only and does not take into account any particular investor's objectives, financial situation or needs. An investor should, before making any investment decisions, consider the appropriateness of the information in this document or presentation, and seek professional advice, having regard to the investor's objectives, financial situation and needs. While reasonable care has been taken in the preparation of this document or presentation, Barwon makes no representation or warranty, either express or implied, as to the accuracy or completeness of any statement in it, including without limitation, any forecasts. Past performance is not a reliable indicator of future performance. Forward-looking statements involve known and unknown uncertainties and other factors, and reliance should not be placed on such statements. The information in this document or presentation must not be copied, disclosed or distributed in whole or in part without the prior written consent of Barwon.