

Barwon Global Listed Private Equity Fund AF

Monthly Report January 2025

The Barwon Global Listed Private Equity Fund AF (Fund) is a feeder fund investing in the Barwon Global Listed Private Equity Fund (Underlying Fund) which aims to provide wholesale investors with a high performing portfolio of private equity investments in a fee efficient manner whilst offering daily liquidity.

Net Performance as at 31 January 2025

	1 month	3 months	1 year	3 years p.a.	ITD p.a. ²
Net Return ^{1,3}	1.8%	5.3%	16.3%	7.7%	15.5%
				NAV Price	1.5846
				Entry Price	1.5894
				Exit Price	1.5798

1. A\$ domiciled unit trust. The Underlying Fund hedges foreign currency exposures.

2. Inception date is 4 June 2020.

3. Returns are after management fees, performance fees, and other fund expenses.

Past performance is not a reliable indicator of future performance.

Market Commentary

Early in February, two members of the team travelled to London and met with a number of listed private equity managers. The organic earnings growth of underlying portfolio companies over 2024 in private equity portfolios appears to be tracking close to 10%, suggesting a stable to modestly slowing growth environment. Another key observation, similar to the start of last year, was that the consensus view amongst PE managers was an expectation of greater portfolio turnover, and importantly, realisations of PE investments this year.

Compared to the beginning of 2024, this year was preceded by signs of an improving M&A transaction environment over the last 2 quarters. Improved clarity on the trajectory of inflation and interest rates over the past 12 months has supported this. Credit market conditions have also continued to improve and become remarkably favourable for borrowers. The cost of borrowing has declined by about 250bps over the past 12 months as base rates have declined and capital has continued to pour into credit markets, leading to spread compression. After many records were set in the leveraged loan market in 2024, January set a new record for loan repricing with \$138bn of repricings, as corporates continued to capitalise on declining borrowing costs and borrower-friendly structures on offer. January also saw a surge in M&A volume, with \$19bn of new volume, the second highest level in three years.

HarbourVest Global Private Equity, a listed PE fund with a highly diversified PE and venture capital funds portfolio, has recently guided to \$609m in distributions (equivalent to 14% of portfolio value) for 2025. This is a substantial step up from 2024 which saw \$377m in distributions (9% of portfolio value) but still below average distribution rates of between 20% to 25% of portfolio value through the market cycle. The recovery in M&A transactions, and particularly realisations of private equity investments will be an important driver of strong returns and higher NAV growth, which will in turn support improved share prices

and the narrowing of discounts. The average discount to NAV on which our holdings in listed PE funds trade remains close to 30%, offering an attractive margin of safety on prospective returns.

Along with our greater engagement with Boards, we have observed increasing corporate action across the listed PE sector. This includes share repurchases which are NAV accretive, partial sales of PE portfolios on the secondary market to improve balance sheet liquidity and, in some cases, activist investors which can be helpful in spotlighting the investment opportunity.



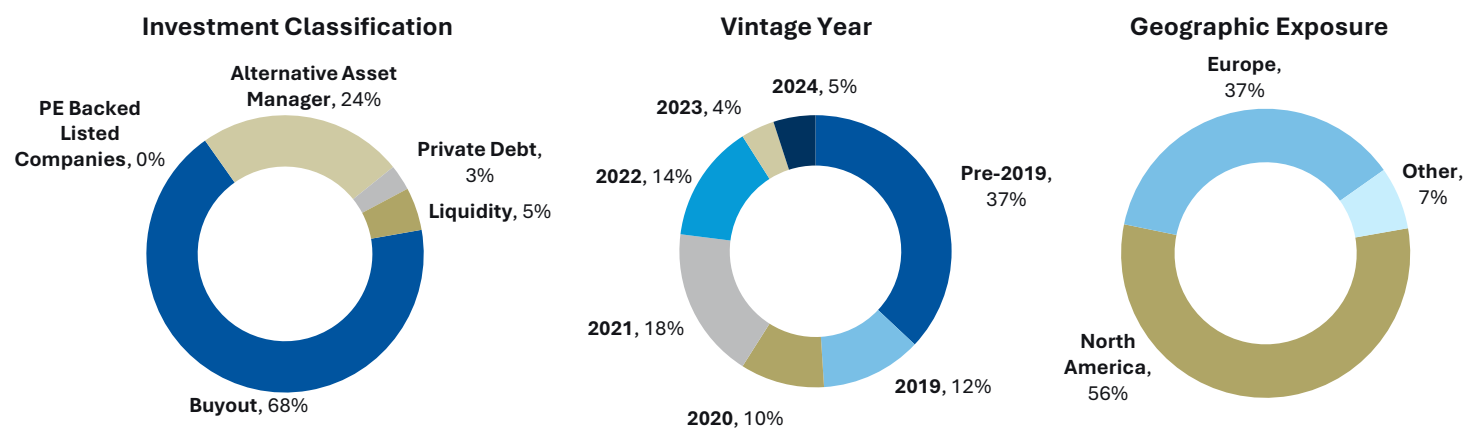
Portfolio Summary

Monthly Contributors & Detractors

Contributors	Currency	Return
KKR & Co	USD	+13.0%
Eurazeo	EUR	+10.7%
ICG plc	GBP	+14.7%

Detractors	Currency	Return
Apax Global Alpha	GBP	-4.9%
Partners Group Private Equity Ltd	EUR	-5.1%
Compass Diversified	USD	-6.9%

Underlying Investment Exposures on a Look Through Basis





Five Largest Holdings by Weight

Company	Type
KKR & Co	Alternative Asset Manager
Blackstone Group	Alternative Asset Manager
Eurazeo	Buyout
ICG plc	Alternative Asset Manager
HarbourVest Global Private Equity	Buyout



Key Information

Investment Manager	Barwon Investment Partners
Responsible Entity	The Trust Co (RE Services) Limited
Applications & Withdrawals	Daily
Unit Prices	Daily
Buy-Sell Spread	0.30%
Distributions	Annual
Management Fee	0.87125% p.a. (inclusive of GST minus RITC)
Performance Fee	15% in excess of 12% hurdle (plus GST minus RITC)
ISIN	AU60PIM9676
Bloomberg Fund Code	BAGLLPF AU Equity
APIR Code	PIM7967AU
Ratings	 

Risks

This Fund is appropriate for investors with “Very High” risk and return profiles. A suitable investor for this Fund is prepared to accept high risk in the pursuit of capital growth with a medium to long investment timeframe. Investors should refer to the Target Market Determination (TMD) for further information.

Platform Availability

- AMP North
- Asgard
- BT Panorama
- Colonial First Wrap
- Expand
- Macquarie Wrap
- Netwealth
- Hub24
- PowerWrap
- Praemium



Contact Us

+61 2 9216 9600
Barwon Investment Partners
Level 7, 275 George St,
Sydney NSW 2000 Australia
investors@barwon.net.au
www.barwon.net.au

For more Information

Kate Hayward: kate.hayward@barwon.net.au
Brett Scallan: brett.scallan@barwon.net.au
Johnny Chen: johnny.chen@barwon.net.au

DISCLAIMER While reasonable care has been taken in the preparation of this document, Barwon Investment Partners Pty Limited ABN 19 116 012 009 AFSL 298445 makes no representation as to the accuracy or completeness of any statement in it, including without limitation, any forecasts. Past performance is not a reliable indicator of future performance. This document has been prepared for the purpose of providing general information, without taking account of any particular investor’s objectives, financial situation or needs. An investor should, before making any investment decisions, consider the appropriateness of the information in this document, and seek professional advice, having regard to the investor’s objectives, financial situation and needs. This document is solely for the use of the party to whom it is provided.

The Zenith Investment Partners (ABN 27 103 132 672, AFS License 226872) (“Zenith”) rating (assigned February 2024) referred to in this piece is limited to “General Advice” (s766B Corporations Act 2001) for Wholesale clients only. This advice has been prepared without taking into account the objectives, financial situation or needs of any individual, including target markets of financial products, where applicable, and is subject to change at any time without prior notice. It is not a specific recommendation to purchase, sell or hold the relevant product(s). Investors should seek independent financial advice before making an investment decision and should consider the appropriateness of this advice in light of their own objectives, financial situation and needs. Investors should obtain a copy of, and consider the PDS or offer documents before making any decision and refer to the full Zenith Product Assessment available on the Zenith website. Past performance is not an indication of future performance. Zenith usually charges the product issuer, fund manager or related party to conduct Product Assessments. Full details regarding Zenith’s methodology, ratings definitions and regulatory compliance are available on our Product Assessments and at <https://www.zenithpartners.com.au/our-solutions/investment-research/process-methodology/>.

The rating issued October 2024 is published by Lonssec Research Pty Ltd ABN 11 151 658 561 AFSL 421 445 (Lonssec). Ratings are general advice only, and have been prepared without taking account of your objectives, financial situation or needs. Consider your personal circumstances, read the product disclosure statement and seek independent financial advice before investing. The rating is not a recommendation to purchase, sell or hold any product. Past performance information is not indicative of future performance. Ratings are subject to change without notice and Lonssec assumes no obligation to update. Lonssec uses objective criteria and receives a fee from the Fund Manager. Visit lonssec.com.au for ratings information and to access the full report. © 2024 Lonssec. All rights reserved.