

# Barwon Global Listed Private Equity Fund AF

## Monthly Report March 2025

The Barwon Global Listed Private Equity Fund AF (Fund) is a feeder fund investing in the Barwon Global Listed Private Equity Fund (Underlying Fund) which aims to provide wholesale investors with a high performing portfolio of private equity investments in a fee efficient manner whilst offering daily liquidity.

### Net Performance as at 31 March 2025

	1 month	3 months	1 year	3 years p.a.	ITD p.a. <sup>2</sup>
Net Return <sup>1,3</sup>	-6.7%	-6.5%	1.9%	5.6%	12.9%
1. A\$ domiciled unit trust. The Underlying Fund hedges foreign currency exposures.				NAV Price	1.4550
2. Inception date is 4 June 2020.				Entry Price	1.4594
3. Returns are after management fees, performance fees, and other fund expenses. Past performance is not a reliable indicator of future performance.				Exit Price	1.4506

### Market Commentary

After spending a packed week in New York at the end of March, meeting with over two dozen private equity and private credit managers, the tone across the board was cautiously optimistic. Most expected M&A markets to stay quiet through the first half of 2025, but momentum to build through the back half. There was broad consensus that interest rates would remain higher for longer, but with ample dry powder and an attractive fundraising outlook in 2025, particularly in the private wealth channels, the listed private equity market was well positioned, and the Alternative Asset Managers maintained a healthy double digit percentage earnings growth outlook.

In the private credit market, the Business Development Companies (BDCs) were performing well. High base rates continued to generate elevated ROEs and credit issues in portfolios were idiosyncratic, with only a select number of managers seeing elevated levels of non-performing loans. We saw incumbent borrowers being a significant source of deal flow for scaled BDC managers in the first quarter amidst the slower transaction environment. Incumbency continues to be a big advantage in a highly competitive market. We also saw several managers retrench to the core middle market (borrowers with annual EBITDA of between \$25-\$100M) in the most recent quarter, citing higher competition and looser terms in the upper middle market and broadly syndicated loan market. The core middle market has remained relatively more stable on spreads and offers the ability to grow and remain invested with the borrowers.

However, the introduction of tariffs by the US administration has sent markets tumbling this past week as uncertainty gripped global capital markets. With the market volatility, we expect pressure on private equity NAVs over the coming quarters (failing a significant rebound in markets or a quick resolution to the trade issues), and questions will again be raised around whether private equity portfolios (and indeed broader private assets) are fairly valued or marked to market. It is still in the early stages with respect to government policy response, trade negotiations, and any retaliatory action.

Speaking to managers this week (the second week of April), PE transactions are paused and the previous pipeline expected for 2H'2025 is not progressing. As we head into the first quarter reporting season, the focus will be on outlook and business positioning amidst the turmoil. We are focused on the fundamentals, in particular LPE balance sheet leverage and debt in underlying portfolio companies. We are also conscious of the sensitivity of valuation multiples given the extreme uncertainty markets are contending with. Changes to the Fund's holdings are being considered and implemented in a measured way as the situation unfolds.

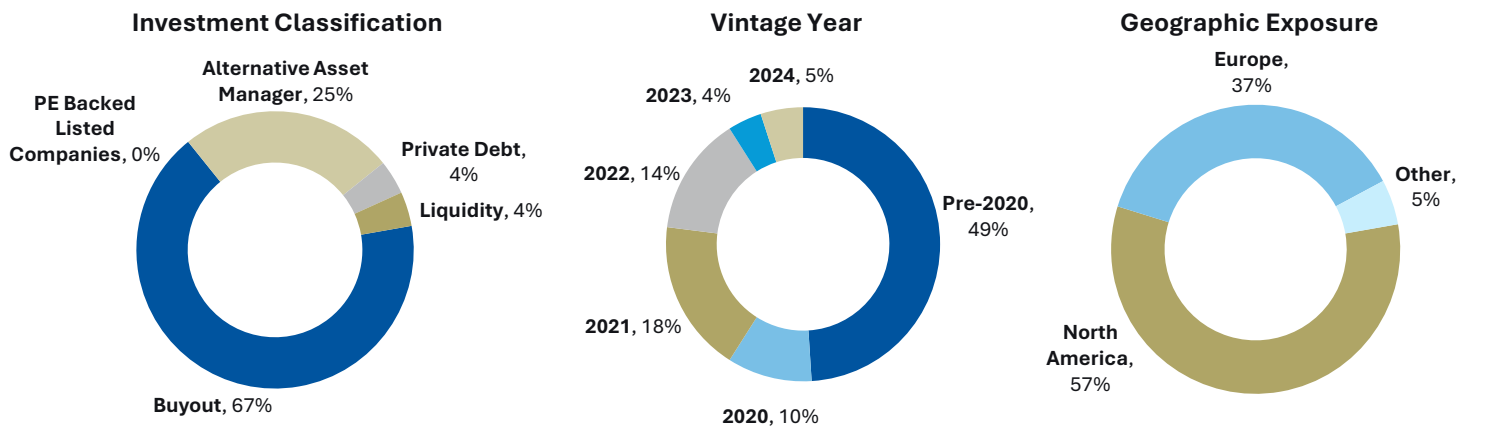


## Portfolio Summary

### Monthly Contributors & Detractors

Contributors	Currency	Return	Detractors	Currency	Return
Partners Group Private Equity	EUR	+0.5%	KKR & Co	USD	-14.7%
			Blackstone Group	USD	-13.3%
			Eurazeo	EUR	-10.5%

### Underlying Investment Exposures on a Look Through Basis





### Five Largest Holdings by Weight

Company	Type
KKR & Co	Alternative Asset Manager
Blackstone Group	Alternative Asset Manager
Eurazeo	Buyout
HgCapital Trust	Buyout
Oakley Capital Investments	Buyout



## Key Information

<b>Investment Manager</b>	Barwon Investment Partners
<b>Responsible Entity</b>	The Trust Co (RE Services) Limited
<b>Applications &amp; Withdrawals</b>	Daily
<b>Unit Prices</b>	Daily
<b>Buy-Sell Spread</b>	0.30%
<b>Distributions</b>	Annual
<b>Management Fee</b>	0.87125% p.a. (inclusive of GST minus RITC)
<b>Performance Fee</b>	15% in excess of 12% hurdle (plus GST minus RITC)
<b>ISIN</b>	AU60PIM9676
<b>Bloomberg Fund Code</b>	BAGLLPF AU Equity
<b>APIR Code</b>	PIM7967AU
<b>Ratings</b>	 

## Risks

This Fund is appropriate for investors with “Very High” risk and return profiles. A suitable investor for this Fund is prepared to accept high risk in the pursuit of capital growth with a medium to long investment timeframe. Investors should refer to the Target Market Determination (TMD) for further information.

## Platform Availability

- AMP North
- Asgard
- BT Panorama
- Colonial First Wrap
- Expand
- Hub24
- Macquarie Wrap
- Netwealth
- PowerWrap
- Praemium



### Contact Us

+61 2 9216 9600  
Barwon Investment Partners  
Level 7, 275 George St,  
Sydney NSW 2000 Australia  
[investors@barwon.net.au](mailto:investors@barwon.net.au)  
[www.barwon.net.au](http://www.barwon.net.au)

### For more Information

**Kate Hayward:** [kate.hayward@barwon.net.au](mailto:kate.hayward@barwon.net.au)  
**Brett Scallan:** [brett.scallan@barwon.net.au](mailto:brett.scallan@barwon.net.au)  
**Johnny Chen:** [johnny.chen@barwon.net.au](mailto:johnny.chen@barwon.net.au)

**DISCLAIMER** While reasonable care has been taken in the preparation of this document, Barwon Investment Partners Pty Limited ABN 19 116 012 009 AFSL 298445 makes no representation as to the accuracy or completeness of any statement in it, including without limitation, any forecasts. Past performance is not a reliable indicator of future performance. This document has been prepared for the purpose of providing general information, without taking account of any particular investor's objectives, financial situation or needs. An investor should, before making any investment decisions, consider the appropriateness of the information in this document, and seek professional advice, having regard to the investor's objectives, financial situation and needs. This document is solely for the use of the party to whom it is provided.

The Zenith Investment Partners (ABN 27 103 132 672, AFS License 226872) (“Zenith”) rating (assigned February 2025) referred to in this piece is limited to “General Advice” (s766B Corporations Act 2001) for Wholesale clients only. This advice has been prepared without taking into account the objectives, financial situation or needs of any individual, including target markets of financial products, where applicable, and is subject to change at any time without prior notice. It is not a specific recommendation to purchase, sell or hold the relevant product(s). Investors should seek independent financial advice before making an investment decision and should consider the appropriateness of this advice in light of their own objectives, financial situation and needs. Investors should obtain a copy of, and consider the PDS or offer documents before making any decision and refer to the full Zenith Product Assessment available on the Zenith website. Past performance is not an indication of future performance. Zenith usually charges the product issuer, fund manager or related party to conduct Product Assessments. Full details regarding Zenith's methodology, ratings definitions and regulatory compliance are available on our Product Assessments and at <https://www.zenithpartners.com.au/our-solutions/investment-research/process-methodology/>.

The rating issued October 2024 is published by Lonsec Research Pty Ltd ABN 11 151 658 561 AFSL 421 445 (Lonsec). Ratings are general advice only, and have been prepared without taking account of your objectives, financial situation or needs. Consider your personal circumstances, read the product disclosure statement and seek independent financial advice before investing. The rating is not a recommendation to purchase, sell or hold any product. Past performance information is not indicative of future performance. Ratings are subject to change without notice and Lonsec assumes no obligation to update. Lonsec uses objective criteria and receives a fee from the Fund Manager. Visit [lonsec.com.au](http://lonsec.com.au) for ratings information and to access the full report. © 2024 Lonsec. All rights reserved.