

Barwon Global Listed Private Equity Fund AF

Monthly Report August 2025

The Barwon Global Listed Private Equity Fund AF (Fund) is a feeder fund investing in the Barwon Global Listed Private Equity Fund (Underlying Fund) which aims to provide wholesale investors with a high performing portfolio of private equity investments in a fee efficient manner whilst offering daily liquidity.

Net Performance as at 31 August 2025

	1 month	3 months	1 year	3 years p.a.	5 years p.a.	ITD p.a. ²
Net Return ^{1,3}	1.1%	9.4%	6.3%	15.2%	13.5%	13.6%
					NAV Price	1.5821
					Entry Price	1.5868
					Exit Price	1.5774

1. A\$ domiciled unit trust. The Underlying Fund hedges foreign currency exposures.
2. Inception date is 4 June 2020.
3. Returns are after management fees, performance fees, and other fund expenses. Past performance is not a reliable indicator of future performance.

Market Commentary

The Fund returned 1.1% for August, due primarily to returns across the Buyout investments. The Fund's Alternative Asset Manager investments were broadly flat in August, with outliers being US-listed Apollo Global Management (-5.9%) and TPG (+6.8%). TPG continued its strong share price recovery following encouraging Q2 results. Fee related earnings (FRE) per share grew +25% YoY, driven by management fee growth, \$43m of catch-up fees from the final close of TPG Growth VI, and higher profit margins. Importantly, TPG completed fundraising for Growth VI at \$4.8bn, well above its \$4bn target and 35% larger than its predecessor. TPG is currently in the market for its two new flagship private equity funds, Capital X and Healthcare Partners III, and is reporting improving fundraising conditions. Both are on track with recent first closes securing \$9bn in commitments, largely from existing investors re-upping at 20% average higher ticket sizes. Capital deployment remained steady at \$10.4bn in the quarter, while realisations of \$6.5bn are building across the platform driven by sell downs of publicly listed holdings in Viking Cruises, Tata Technologies and ServiceTitan. Across the alternative manager sector, improving fundraising conditions, early signs of a pick up in transaction activity and continued scaling of private credit and private wealth channels remain encouraging growth drivers.

The performance of the Buyout investments was more mixed, but broadly positive. We also saw an encouraging pick up in realisation activity in two positions: Partners Group Private Equity (PGPE) and ICG Enterprise Trust. PGPE, a 5% portfolio position, reported a 1H'25 NAV total return of -5.7%, with adverse FX impacts accounting for almost half the negative return. The decline in the value of publicly listed US childcare operator KinderCare also detracted c.2.2% from PGPE's NAV over the half year. Vishal MegaMart and Galderma, PGPE's other material listed investments are performing well and Partners Group conducted partial sales of stock in both to generate €40m in distributions in the period.

PGPE's share price continues to languish at a 30% discount to NAV. The Board signalled further efforts on shareholder engagement and reaffirmed its dividend policy of 5% of NAV in conjunction with share repurchases to enhance NAV returns. Realisations are picking up with two material exits announced in July (PCI Pharma and Techem) at valuations in line with carrying value, which will enable additional share repurchases.

ICG Enterprise Trust (ICGT) saw its NAV decline -2.6% in its most recent quarter to 30 April, with adverse FX moves more than offsetting the modestly positive +0.6% local currency portfolio return. Despite a subdued M&A backdrop, ICGT has realised three of its four largest holdings year-to-date, while also expanding its RCF and executing a well-timed secondary sale. This has resulted in balance sheet net debt declining to £23M (1.8% of NAV) from £128M (9.4% of NAV) at the start of the year. Moreover, the sale of Froneri, ICGT's second-largest holding, has been announced. Details on sale proceeds are yet to be confirmed but it was last valued at £39M in ICGT's NAV. On the back of the pickup in realisation activity, the discount to NAV on which the shares trade has re-rated from nearly 40% at the end of May to 27% currently.

As briefly touched on in last month's commentary, Eurazeo reported weaker than expected results in late July. Progress on two of its key strategic initiatives, to return €3-4bn in excess balance sheet capital and scale its asset management business, have been slower than anticipated. Third-party AUM rose +10% year-on-year to €27.5bn, supported by €2.1bn of inflows. Although this is in line with the €4.5bn raised last year, it translated to just 5% revenue growth over the last twelve months, well below the 15% CAGR target announced at its 2023 capital markets day. Although its FRE margin has improved to 34.8%, it still sits below the 35-40% target range. NAV per share declined -4% in 1H'25, driven by FX headwinds and poor performance in its 'Growth' and 'Brands' divisions. Even against this muted growth backdrop, the shares trade very cheaply and well below intrinsic value.

Market Commentary (Continued)

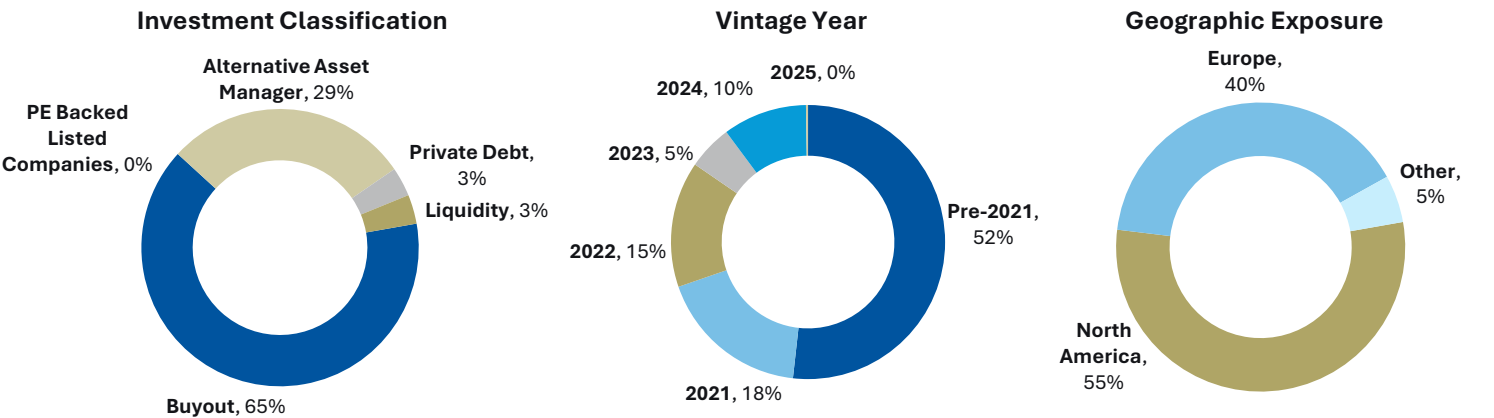
At €56 per share, Eurazeo trades at a 35% discount to NAV, with no value attributed to the asset management business which generates €30M a year in FRE, even after fully loading all corporate expenses. Conservatively, we believe its third-party asset management activities are worth at least €580M or €8.2 per share. The €400m share buyback programme will be highly accretive, while continued progress in fundraising and further portfolio rotation should support a gradual re-rating.

Portfolio Summary

Monthly Contributors & Detractors

Contributors	Currency	Return	Detractors	Currency	Return
Eurazeo	EUR	+8.2%	KKR & Co Inc	USD	-4.7%
Partners Group Private Equity	EUR	+5.4%	Apollo Global Management Inc	USD	-5.9%
Brookfield Business Partners	CAD	+11.0%	HgCapital Trust	GBp	-3.8%

Underlying Investment Exposures on a Look Through Basis





Five Largest Holdings by Weight

Company	Type
Onex Corp	Buyout
Oakley Capital Investments Ltd	Buyout
Blackstone Group Inc	Alternative Asset Manager
HarbourVest Global Private Equity Ltd	Buyout
KKR & Co Inc	Alternative Asset Manager



Key Information

Investment Manager	Barwon Investment Partners
Responsible Entity	The Trust Co (RE Services) Limited
Applications & Withdrawals	Daily
Unit Prices	Daily
Buy-Sell Spread	0.30%
Distributions	Annual
Management Fee	0.87125% p.a. (inclusive of GST minus RITC)
Performance Fee	15% in excess of 12% hurdle (plus GST minus RITC)
ISIN	AU60PIM9676
Bloomberg Fund Code	BAGLLPF AU Equity
APIR Code	PIM7967AU
Ratings	 

Risks

This Fund is appropriate for investors with “Very High” risk and return profiles. A suitable investor for this Fund is prepared to accept high risk in the pursuit of capital growth with a medium to long investment timeframe. Investors should refer to the Target Market Determination (TMD) for further information.

Platform Availability

- AMP North
- Asgard
- BT Panorama
- CFS Edge
- Expand
- Hub24
- Macquarie Wrap
- Netwealth
- PowerWrap
- Praemium



Contact Us

+61 2 9216 9600
Barwon Investment Partners
Level 7, 275 George St,
Sydney NSW 2000 Australia
investors@barwon.net.au
www.barwon.net.au

For more Information

Kate Hayward: kate.hayward@barwon.net.au
Brett Scallan: brett.scallan@barwon.net.au
Johnny Chen: johnny.chen@barwon.net.au

DISCLAIMER This document has been prepared and issued by Barwon Investment Partners Pty Limited ABN 19 116 012 009 AFSL 298445 (**Barwon**) as the investment manager of Barwon Global Listed Private Equity Fund AF (**Fund**). Units in the Fund are issued by The Trust Company (RE Services) Limited ABN 45 003 278 831 AFSL 235 150 (**Perpetual**) as responsible entity of the Fund. This information is intended for wholesale clients as defined by the Corporations Act 2001 and institutional use only. The content of this document is for general information purposes and does not take into account any particular investor’s objectives, financial situation or needs. An investor should, before making any investment decisions, consider the appropriateness of the information in this document and the Fund’s product disclosure statement (**PDS**) as well as seek professional financial advice, having regard to the investor’s objectives, financial situation and needs. The PDS and target market determination (**TMD**) can be obtained free of charge by visiting www.barwon.net.au/our-funds/barwon-global-listed-private-equity-fund-af/. The information herein is current only as at the date of this document, and may be superseded by subsequent market events or for other reasons. To the extent permitted by law, no liability is accepted for any loss or damage as a result of any reliance on this information. All investments contain risk and may lose value. Past performance is not a reliable indicator of future performance. Any opinions, forecasts, estimates or projections reflect judgments of the investment manager as at the date of this document and are subject to change without notice. Neither Barwon nor Perpetual guarantee the performance of any fund or the return of an investor’s capital. While reasonable care has been taken in the preparation of this document, neither Barwon nor Perpetual give any representation or warranty as to the reliability or accuracy of the information contained herein. The information in this document must not be copied, disclosed or distributed in whole or in part without prior authority from Barwon.

The Zenith Investment Partners (ABN 27 103 132 672, AFS License 226872) (“Zenith”) rating (assigned February 2025) referred to in this piece is limited to “General Advice” (s766B Corporations Act 2001) for Wholesale clients only. This advice has been prepared without taking into account the objectives, financial situation or needs of any individual, including target markets of financial products, where applicable, and is subject to change at any time without prior notice. It is not a specific recommendation to purchase, sell or hold the relevant product(s). Investors should seek independent financial advice before making an investment decision and should consider the appropriateness of this advice in light of their own objectives, financial situation and needs. Investors should obtain a copy of, and consider the PDS or offer documents before making any decision and refer to the full Zenith Product Assessment available on the Zenith website. Past performance is not an indication of future performance. Zenith usually charges the product issuer, fund manager or related party to conduct Product Assessments. Full details regarding Zenith’s methodology, ratings definitions and regulatory compliance are available on our Product Assessments and at <https://www.zenithpartners.com.au/our-solutions/investment-research/process-methodology/>.

The rating issued October 2024 is published by Lonsac Research Pty Ltd ABN 11 151 658 561 AFSL 421 445 (Lonsac). Ratings are general advice only, and have been prepared without taking account of your objectives, financial situation or needs. Consider your personal circumstances, read the product disclosure statement and seek independent financial advice before investing. The rating is not a recommendation to purchase, sell or hold any product. Past performance information is not indicative of future performance. Ratings are subject to change without notice and Lonsac assumes no obligation to update. Lonsac uses objective criteria and receives a fee from the Fund Manager. Visit lonsac.com.au for ratings information and to access the full report. © 2024 Lonsac. All rights reserved.