

Barwon Global Listed Private Equity Fund AF

Monthly Report January 2026

The Barwon Global Listed Private Equity Fund AF (Fund) is a feeder fund investing in the Barwon Global Listed Private Equity Fund (Underlying Fund) which aims to provide wholesale investors with a high performing portfolio of private equity investments in a fee efficient manner whilst offering daily liquidity.

Net Performance as at 31 January 2026

	1 month	3 months	1 year	3 years p.a.	5 years p.a.	ITD p.a. ²
Net Return ^{1,3}	-3.5%	-0.9%	-2.3%	12.1%	9.7%	12.1%

1. A\$ domiciled unit trust. The Underlying Fund hedges foreign currency exposures.
2. Inception date is 4 June 2020.
3. Returns are after management fees, performance fees, and other fund expenses. Past performance is not a reliable indicator of future performance.

NAV Price	1.5486
Entry Price	1.5532
Exit Price	1.5440

Market Commentary

2026 has kicked off with intensified anxiety over the threat of AI to 'traditional' software application providers. Over the past 5 years, almost 30% of private equity capital has been deployed into the broader software and technology sector. The private credit portfolios of Business Development Companies (BDC) are similarly exposed with upwards of 20% of BDC loans being to software businesses.

The Alternative Asset Managers' (AAMs) solid full year 2025 results (reported in early February) reflected broadly positive sentiment and fundamental trends, but this did not appear to lessen the market volatility. Record levels of fundraising, robust investment performance and acceleration in M&A transaction activity stood in contrast to sharp share price declines. For example, KKR posted a record year, raising \$129bn in 2025. TPG also raised a record \$51bn, over 70% more than 2024. This was matched by a record \$52bn in capital deployment across its platform. In the four years since TPG's IPO in Jan 2022 it has tripled AUM to over \$300bn. The disconnect between share price movements and fundamental resilience appears to be attributed to market anxiety regarding future AI disruption to traditional software vendors and a perceived 'overexposure' to the sector across private equity and private credit portfolios. To put it into context, investments in software companies represented less than 10% of total fee-paying AUM and management fee revenue for the AAMs held by the Fund, owing to their broad platforms and strategies.

The AAM platforms continue to broaden. Across only the Fund's holdings, over the past year we note that KKR acquired specialist sports investor Arctos, Bridgepoint Group took on the seasoned secondaries investment team of Newbury Partners, Blue Owl acquired specialist asset-backed finance lender Atalaya Capital Management and TPG acquired digital infrastructure manager Peppertree Capital Management.

This reflects a structural trend among the investor community consolidating their capital with fewer managers, and scaled AAM platforms leveraging their infrastructure. In short, we believe the market sell-off is overdone and thus, we increased the Fund's exposure to AAMs.

Outside the AAMs, the other material detractor to Fund performance year to date has been the Fund's holding in enterprise software specialist HgCapital Trust (HgT). The sell-off in the software sector may have a negative impact on the prospect of near-term realisations from HgT's portfolio, including a potential IPO of its largest investment in European business software company Visma (c.12% NAV). If the "existential AI threat" lingers, it may translate into lower terminal values and, hence, valuation multiples. We note that HgT's recent realisations of Intelrad (medical imaging software) and GTreasury (corporate treasury management software) in Q4 2025 were transacted at impressive uplifts to carrying values of 62% and 97% respectively. These realisations contrast to the persistent listed private equity market weakness throughout 2025. We also note the strong organic revenue and EBITDA growth in HgT's portfolio to Q3 2025 was 11% and 16%, respectively, over the trailing 12 months. In the near term, we believe agentic AI is a value-additive opportunity in additional revenue, improving the value proposition of business software, and reducing the cost of software development (previously the most inflationary part of the cost base). Amidst the volatility, we added to the position in HgCapital Trust at an over 30% discount to NAV.

Overall the Fund's holdings in listed buyout funds have been relatively more resilient YTD compared to the broader market. One notable outperformer was Wendel, a French-listed buyout fund, which announced a strong realisation of its investment in Stahl, a specialty coatings and chemicals business, in a full cash exit to a trade buyer at a c.25% uplift to carrying value. The sale generated €1.2bn in proceeds for Wendel and the uplift on exit added 3.4% to Wendel's NAV.

Market Commentary (Continued)

While Stahl faced challenging trading conditions in recent years, the investment, owned for over 20 years, delivered a 6.6x multiple and a 15% IRR. The share price responded favourably up 9% on the announcement, and Wendel continues to represent compelling value, trading at a 46% discount to NAV with strong forecast growth from its asset management business investments and its remaining private equity portfolio.

Portfolio Summary

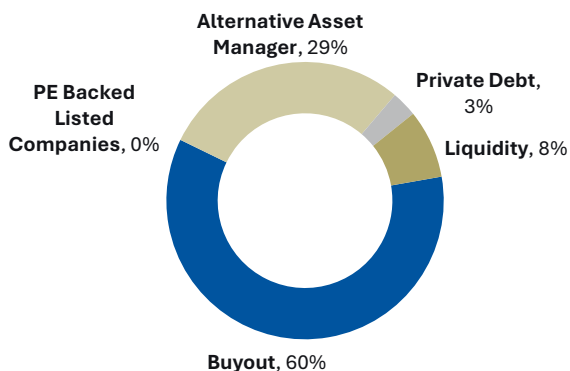
Monthly Contributors & Detractors

Contributors	Currency	Return
Onex Corp	CAD	+2.8%
ICG Enterprise Trust	GBP	+3.1%
3i Group	GBP	+2.7%

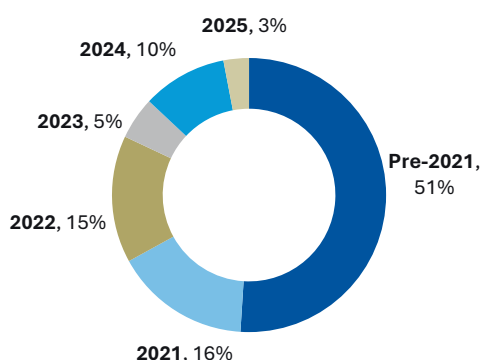
Detractors	Currency	Return
HgCapital Trust	GBP	-10.9%
Blackstone Group	USD	-7.6%
Oakley Capital Investments	GBP	-6.7%

Underlying Investment Exposures on a Look Through Basis

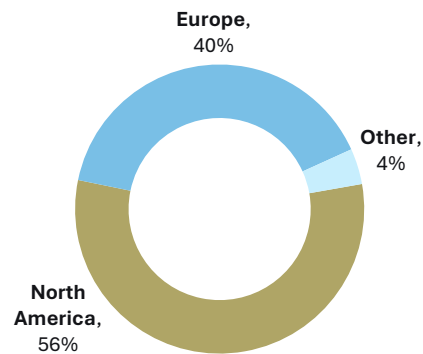
Investment Classification



Vintage Year





Geographic Exposure



Five Largest Holdings by Weight

Company	Type
Onex Corp	Buyout
Blackstone Group	Alternative Asset Manager
HarbourVest Global Private Equity	Buyout
Oakley Capital Investments	Buyout
HgCapital Trust	Buyout

Key Information

Investment Manager	Barwon Investment Partners Pty Ltd
Responsible Entity	The Trust Co (RE Services) Limited
Applications & Withdrawals	Daily
Unit Prices	Daily
Buy-Sell Spread	0.30%
Distributions	Annual
Management Fee	0.87125% p.a. (inclusive of GST minus RITC)
Performance Fee	15% in excess of 12% hurdle (plus GST minus RITC)
ISIN	AU60PIM9676
Bloomberg Fund Code	BAGLLPF AU Equity
APIR Code	PIM7967AU
Ratings	 

Risks

This Fund is appropriate for investors with “Very High” risk and return profiles. A suitable investor for this Fund is prepared to accept high risk in the pursuit of capital growth with a medium to long investment timeframe. Investors should refer to the Target Market Determination (TMD) for further information.

Platform Availability

- AMP North
- Asgard
- BT Panorama
- CFS Edge
- Expand
- Hub24
- Macquarie Wrap
- Netwealth
- PowerWrap
- Praemium



Contact Us

+61 2 9216 9600
Barwon Investment Partners
Level 7, 275 George St,
Sydney NSW 2000 Australia
investors@barwon.net.au
www.barwon.net.au

For more Information

Kate Hayward: kate.hayward@barwon.net.au
Brett Scallan: brett.scallan@barwon.net.au
Johnny Chen: johnny.chen@barwon.net.au

DISCLAIMER This document has been prepared by Barwon Investment Partners Pty Limited ABN 19 116 012 009 AFSL 298445 (**Barwon**) as the investment manager of Barwon Global Listed Private Equity Fund AF (**Fund**) and issued by The Trust Company (RE Services) Limited ABN 45 003 278 831 AFSL 235150 (**Perpetual**) as the responsible entity and issuer of units in the Fund. The content of this document is for general information purposes and does not take into account any particular investor's objectives, financial situation or needs. An investor should, before making any investment decisions, consider the appropriateness of the information in this document and the Fund's product disclosure statement (**PDS**) as well as seek professional financial advice, having regard to the investor's objectives, financial situation and needs. The PDS and target market determination (**TMD**) can be obtained free of charge by visiting www.barwon.net.au/our-funds/barwon-global-listed-private-equity-fund-af/. The information herein is current only as at the date of this document, and may be superseded by subsequent market events or for other reasons. To the extent permitted by law, no liability is accepted for any loss or damage as a result of any reliance on this information. All investments contain risk and may lose value. Past performance is not a reliable indicator of future performance. Any opinions, forecasts, estimates or projections reflect judgments of the investment manager as at the date of this document and are subject to change without notice. Neither Barwon nor Perpetual guarantee the performance of the Fund or the return of an investor's capital. While reasonable care has been taken in the preparation of this document, neither Barwon nor Perpetual give any representation or warranty as to the reliability or accuracy of the information contained herein. The information in this document must not be copied, disclosed or distributed in whole or in part without prior authority from Barwon.

The Zenith Investment Partners (ABN 27 103 132 672, AFS License 226872) (“Zenith”) rating (assigned February 2025) referred to in this piece is limited to “General Advice” (s766B Corporations Act 2001) for Wholesale clients only. This advice has been prepared without taking into account the objectives, financial situation or needs of any individual, including target markets of financial products, where applicable, and is subject to change at any time without prior notice. It is not a specific recommendation to purchase, sell or hold the relevant product(s). Investors should seek independent financial advice before making an investment decision and should consider the appropriateness of this advice in light of their own objectives, financial situation and needs. Investors should obtain a copy of, and consider the PDS or offer documents before making any decision and refer to the full Zenith Product Assessment available on the Zenith website. Past performance is not an indication of future performance. Zenith usually charges the product issuer, fund manager or related party to conduct Product Assessments. Full details regarding Zenith's methodology, ratings definitions and regulatory compliance are available on our Product Assessments and at <https://www.zenithpartners.com.au/our-solutions/investment-research/process-methodology/>.

The rating issued October 2025 is published by Lonssec Research Pty Ltd ABN 11 151 658 561 AFSL 421 445 (Lonssec). Ratings are general advice only, and have been prepared without taking account of your objectives, financial situation or needs. Consider your personal circumstances, read the product disclosure statement and seek independent financial advice before investing. The rating is not a recommendation to purchase, sell or hold any product. Past performance information is not indicative of future performance. Ratings are subject to change without notice and Lonssec assumes no obligation to update. Lonssec uses objective criteria and receives a fee from the Fund Manager. Visit lonssec.com.au for ratings information and to access the full report. © 2025 Lonssec. All rights reserved.